

EXERCISE 20.3

PAGE NO: 20.20

1. Find the area of a parallelogram with base 8 cm and altitude 4.5 cm.

Solution:

Given base = 8 cm and altitude = 4.5 cm

We know that area of the parallelogram = Base x Altitude

$$= 8 \text{ cm} \times 4.5 \text{ cm}$$

$$\text{Therefore, area of parallelogram} = 36 \text{ cm}^2$$

2. Find the area in square meters of the parallelogram whose base and altitudes are as under

(i) Base =15 dm, altitude = 6.4 dm

(ii) Base =1 m 40 cm, altitude = 60 cm

Solution:

(i) Given base =15 dm, altitude = 6.4 dm

By converting these to standard form we get,

$$\text{Base} = 15 \text{ dm} = (15 \times 10) \text{ cm} = 150 \text{ cm} = 1.5 \text{ m}$$

$$\text{Altitude} = 6.4 \text{ dm} = (6.4 \times 10) \text{ cm} = 64 \text{ cm} = 0.64 \text{ m}$$

We know that area of the parallelogram = Base x Altitude

$$= 1.5 \text{ m} \times 0.64 \text{ m}$$

$$\text{Area of parallelogram} = 0.96 \text{ m}^2$$

(ii) Given base = 1 m 40 cm = 1.4 m [Since 100 cm = 1 m]

Altitude = 60 cm = 0.6 m [Since 100 cm = 1 m]

We know that area of the parallelogram = Base x Altitude

$$= 1.4 \text{ m} \times 0.6 \text{ m}$$

$$= 0.84 \text{ m}^2$$

3. Find the altitude of a parallelogram whose area is 54 d m² and base is 12 dm.

Solution:

Given area of the given parallelogram = 54 d m²

Base of the given parallelogram = 12 dm

We know that area of the parallelogram = Base x Altitude

Therefore altitude of the given parallelogram = Area/Base
= $54/12$ dm
= 4.5 dm

4. The area of a rhombus is 28 m^2 . If its perimeter be 28 m, find its altitude.

Solution:

Given perimeter of a rhombus = 28 m

But we know that perimeter of a rhombus = 4 (Side)

$4(\text{Side}) = 28 \text{ m}$

Side = $28/4$

Side = 7m

Now, Area of the rhombus = 28 m^2

But we know that area of rhombus = Side x Altitude

(Side x Altitude) = 28 m^2

$(7 \times \text{Altitude}) = 28 \text{ m}^2$

Altitude = $28/7 = 4 \text{ m}$

5. In Fig. 20, ABCD is a parallelogram, $DL \perp AB$ and $DM \perp BC$. If $AB = 18 \text{ cm}$, $BC = 12 \text{ cm}$ and $DM = 9.3 \text{ cm}$, find DL .

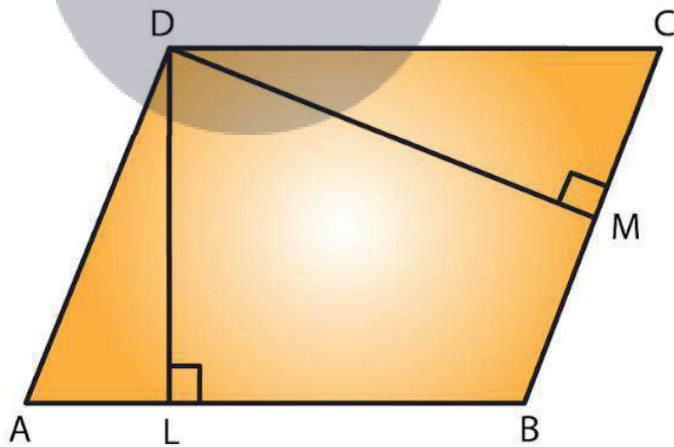


Fig. 20

Solution:

Given $DL \perp AB$ and $DM \perp BC$

Taking BC as the base, $BC = 12 \text{ cm}$ and altitude $DM = 9.3 \text{ cm}$

We know that area of parallelogram ABCD = Base x Altitude

= $(12 \text{ cm} \times 9.3 \text{ cm})$

$$= 111.6 \text{ c m}^2 \dots \text{Equation (i)}$$

Now, by taking AB as the base,

We have, Area of the parallelogram ABCD = Base x Altitude

$$= (18 \text{ cm} \times DL) \dots \text{Equation (ii)}$$

From (i) and (ii), we have


$$18 \text{ cm} \times DL = 111.6 \text{ c m}^2$$

$$DL = 111.6/18$$

$$= 6.2 \text{ cm}$$

6. The longer side of a parallelogram is 54 cm and the corresponding altitude is 16 cm. If the altitude corresponding to the shorter side is 24 cm, find the length of the shorter side.

Solution:



Let ABCD is a parallelogram with the longer side $AB = 54 \text{ cm}$ and corresponding altitude $AE = 16 \text{ cm}$.

The shorter side is BC and the corresponding altitude is $CF = 24 \text{ cm}$.

We know that area of a parallelogram = base x height.

We have two altitudes and two corresponding bases.

By equating them we get,

$$\frac{1}{2} \times BC \times CF = \frac{1}{2} \times AB \times AE$$

On simplifying, we get

$$BC \times CF = AB \times AE$$

$$BC \times 24 = 54 \times 16$$

$$BC = (54 \times 16)/24$$

$$= 36 \text{ cm}$$

Hence, the length of the shorter side $BC = AD = 36 \text{ cm}$.

7. In Fig. 21, ABCD is a parallelogram, $DL \perp AB$. If $AB = 20 \text{ cm}$, $AD = 13 \text{ cm}$ and area of

the parallelogram is 100 cm^2 , find AL.

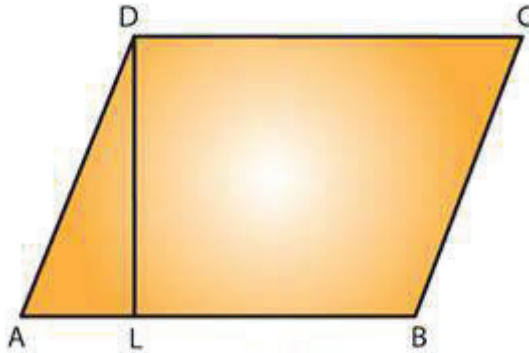


Fig. 21

Solution:

From the figure we have ABCD is a parallelogram with base $AB = 20 \text{ cm}$ and corresponding altitude DL.

It is given that the area of the parallelogram $ABCD = 100 \text{ cm}^2$

We know that the area of a parallelogram = Base \times Height

Therefore,

$$100 = AB \times DL$$

$$100 = 20 \times DL$$

$$DL = 100/20 = 5 \text{ cm}$$

By observing the picture it is clear that we have to apply the Pythagoras theorem,

Therefore by Pythagoras theorem, we have,

$$(AD)^2 = (AL)^2 + (DL)^2$$

$$(13)^2 = (AL)^2 + (5)^2$$

$$(AL)^2 = (13)^2 - (5)^2$$

$$(AL)^2 = 169 - 25$$

$$= 144$$

We know that $12^2 = 144$

$$(AL)^2 = (12)^2$$

$$AL = 12 \text{ cm}$$

Hence, length of AL is 12 cm.

8. In Fig. 21, if $AB = 35 \text{ cm}$, $AD = 20 \text{ cm}$ and area of the parallelogram is 560 cm^2 , find LB.

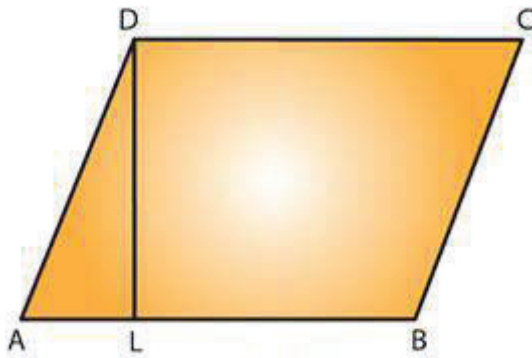


Fig. 21

Solution:

From the figure, ABCD is a parallelogram with base $AB = 35$ cm and corresponding altitude DL .

The adjacent side of the parallelogram $AD = 20$ cm.

It is given that the area of the parallelogram $ABCD = 560$ cm²

Now, Area of the parallelogram = Base \times Height

$$560 \text{ cm}^2 = AB \times DL$$

$$560 \text{ cm}^2 = 35 \text{ cm} \times DL$$

$$DL = 560/35$$

$$= 16 \text{ cm}$$

Again by Pythagoras theorem, we have, $(AD)^2 = (AL)^2 + (DL)^2$

$$(20)^2 = (AL)^2 + (16)^2$$

$$(AL)^2 = (20)^2 - (16)^2$$

$$= 400 - 256$$

$$= 144$$

$$(AL)^2 = (12)^2$$

$$AL = 12 \text{ cm}$$

From the figure, $AB = AL + LB$

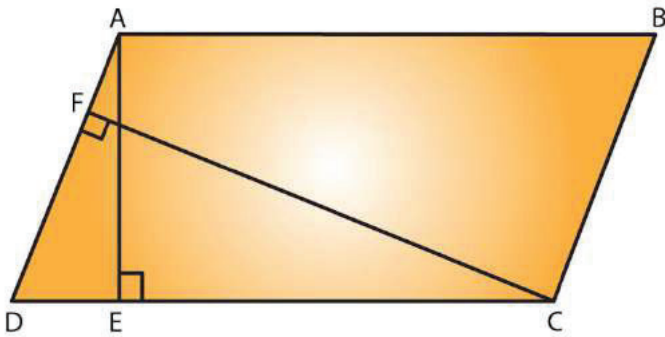
$$35 = 12 + LB$$

$$LB = 35 - 12 = 23 \text{ cm}$$

Hence, length of LB is 23 cm.

9. The adjacent sides of a parallelogram are 10 m and 8 m. If the distance between the longer sides is 4 m, find the distance between the shorter sides

Solution:



Let ABCD is a parallelogram with side AB = 10 m and corresponding altitude AE = 4 m. The adjacent side AD = 8 m and the corresponding altitude is CF.

We know that area of a parallelogram = Base x Height

We have two altitudes and two corresponding bases.

So, equating them we get

$$AD \times CF = AB \times AE$$

$$8 \times CF = 10 \times 4$$

$$CF = (10 \times 4) / 8 = 5 \text{ m}$$

Hence, the distance between the shorter sides is 5 m.

10. The base of a parallelogram is twice its height. If the area of the parallelogram is 512 cm^2 , find the base and height.

Solution:

Let the height of the parallelogram be $x \text{ cm}$.

Then the base of the parallelogram is $2x \text{ cm}$. [from given data]

Given that the area of the parallelogram = 512 cm^2

We know that area of a parallelogram = Base x Height

$$512 = (2x) (x)$$

$$512 = 2x^2$$

$$x^2 = 512/2$$

$$= 256 \text{ cm}^2$$

$$x^2 = (16)^2$$

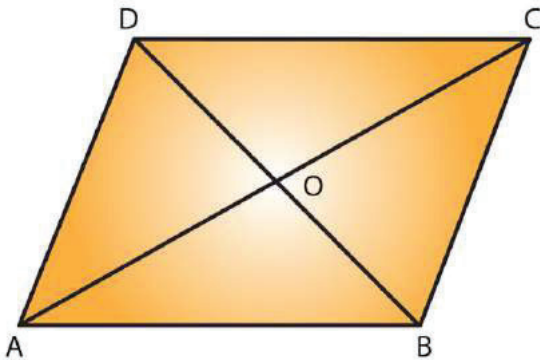
$$x = 16 \text{ cm}$$

Hence height of parallelogram = $x = 16 \text{ cm}$

And base of the parallelogram = $2x = 2 \times 16 = 32 \text{ cm}$

11. Find the area of a rhombus having each side equal to 15 cm and one of whose diagonals is 24 cm.

Solution:



Let ABCD be the rhombus where diagonals intersect at O as given in the figure.

Then $AB = 15$ cm and $AC = 24$ cm.

The diagonals of a rhombus bisect each other at right angles.

Therefore, from the figure triangle AOB is a right-angled triangle, right angled at O such that

Therefore, $OA = \frac{1}{2}(AC) = \frac{1}{2}(24) = 12$ cm and $AB = 15$ cm.

By applying Pythagoras theorem, we get,

$$(AB)^2 = (OA)^2 + (OB)^2$$

$$(15)^2 = (12)^2 + (OB)^2$$

$$(OB)^2 = (15)^2 - (12)^2$$

$$(OB)^2 = 225 - 144$$

$$= 81$$

$$(OB)^2 = (9)^2$$

$$OB = 9 \text{ cm}$$

$$BD = 2 \times OB$$

$$= 2 \times 9$$

$$= 18 \text{ cm}$$

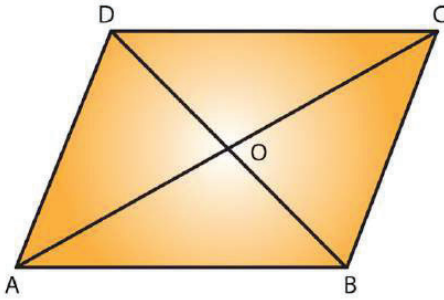
Hence, Area of the rhombus ABCD = $(\frac{1}{2} \times AC \times BD)$

$$= (\frac{1}{2} \times 24 \times 18)$$

$$= 216 \text{ cm}^2$$

12. Find the area of a rhombus, each side of which measures 20 cm and one of whose diagonals is 24 cm.

Solution:



Let ABCD be the rhombus whose diagonals intersect at O.

Then $AB = 20$ cm and $AC = 24$ cm by given data

The diagonals of a rhombus bisect each other at right angles.

Therefore Triangle AOB is a right-angled triangle, right angled at O

Such that;

$OA = \frac{1}{2} (AC) = \frac{1}{2} (24) = 12$ cm and $AB = 20$ cm

By Pythagoras theorem, we have,

$$(AB)^2 = (OA)^2 + (OB)^2$$

$$(20)^2 = (12)^2 + (OB)^2$$

$$(OB)^2 = (20)^2 - (12)^2$$

$$(OB)^2 = 400 - 144$$

$$= 256$$

$$(OB)^2 = (16)^2$$

$$OB = 16$$
 cm

$$BD = 2 \times OB$$

$$= 2 \times 16$$
 cm

$$= 32$$
 cm

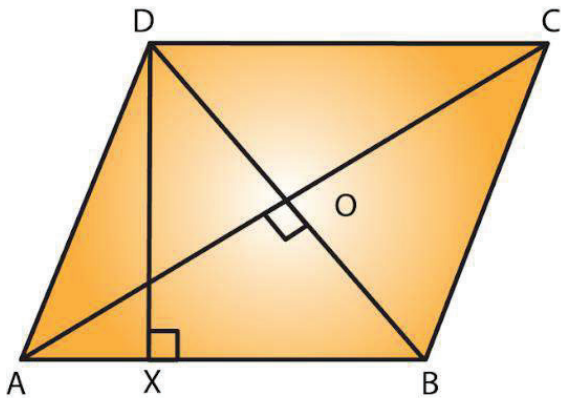
Hence, Area of the rhombus ABCD = $\frac{1}{2} \times AC \times BD$

$$= \frac{1}{2} \times 24 \times 32$$

$$\text{Area of rhombus ABCD} = 384 \text{ cm}^2$$

13. The length of a side of a square field is 4 m. What will be the altitude of the rhombus, if the area of the rhombus is equal to the square field and one of its diagonals is 2 m?

Solution:



Given the length of a side of a square field is 4m

Also given that,

Area of the rhombus = Area of the square of side

$$\frac{1}{2} \times AC \times BD = (4\text{m})^2$$

$$\frac{1}{2} \times AC \times 2 = 16 \text{ m}^2$$

$$AC = 16 \text{ m}^2$$

We know that the diagonals of a rhombus are perpendicular bisectors of each other.

$$AO = \frac{1}{2} (AC) = \frac{1}{2} (16) = 8 \text{ m and } BO = \frac{1}{2} (BD) = \frac{1}{2} (2) = 1 \text{ m}$$

By Pythagoras theorem, we can write as

$$AO^2 + BO^2 = AB^2$$

$$AB^2 = (8 \text{ m})^2 + (1 \text{ m})^2$$

$$= 64 \text{ m}^2 + 1 \text{ m}^2 = 65 \text{ m}^2$$

$$\text{Side of a rhombus} = AB = \sqrt{65} \text{ m.}$$

Let DX be the altitude.

$$\text{Area of the rhombus} = AB \times DX$$

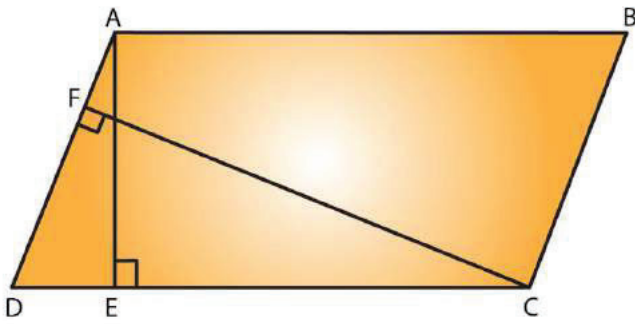
$$16 \text{ m}^2 = \sqrt{65} \text{ m} \times DX$$

$$DX = 16 / (\sqrt{65}) \text{ m}$$

Hence, the altitude of the rhombus will be $16/\sqrt{65}$ m.

14. Two sides of a parallelogram are 20 cm and 25 cm. If the altitude corresponding to the sides of length 25 cm is 10 cm, find the altitude corresponding to the other pair of sides.

Solution:



Let ABCD is a parallelogram with longer side $AB = 25$ cm and altitude $AE = 10$ cm.

Therefore $AB = CD$ (opposite sides of parallelogram are equal).

The shorter side is $AD = 20$ cm and the corresponding altitude is CF .

We know that area of a parallelogram = Base \times Height

We have two altitudes and two corresponding bases.

So, by equating them

$$AD \times CF = CD \times AE$$

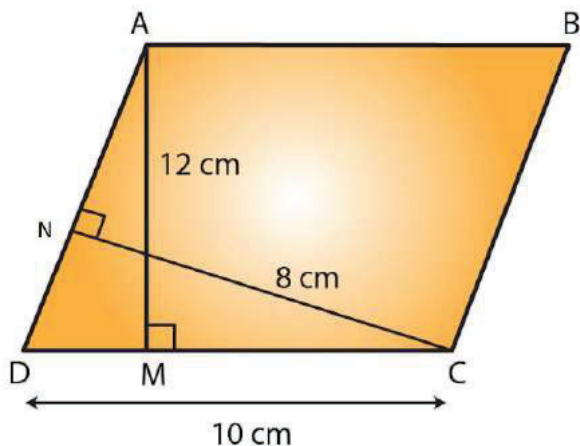
$$20 \times CF = 25 \times 10$$

$$CF = 12.5 \text{ cm}$$

Hence, the altitude corresponding to the other pair of the side AD is 12.5 cm.

15. The base and corresponding altitude of a parallelogram are 10 cm and 12 cm respectively. If the other altitude is 8 cm, find the length of the other pair of parallel sides.

Solution:



Let ABCD is a parallelogram with side $AB = CD = 10$ cm (since opposite sides of parallelogram are equal) and corresponding altitude $AM = 12$ cm.

The other side is AD and the corresponding altitude is $CN = 8$ cm.

We know that area of a parallelogram = Base x Height

We have two altitudes and two corresponding bases.

So, by equating them we get

$$AD \times CN = CD \times AM$$

$$AD \times 8 = 10 \times 12$$

$$AD = (10 \times 12) / 8 = 15 \text{ cm}$$

Hence, the length of the other pair of the parallel sides = 15 cm.

16. A floral design on the floor of a building consists of 280 tiles. Each tile is in the shape of a parallelogram of altitude 3 cm and base 5 cm. Find the cost of polishing the design at the rate of 50 paise per cm^2 .

Solution:

Given altitude of a tile = 3 cm

Base of a tile = 5 cm

Area of one tile = Attitude x Base

$$= 5 \text{ cm} \times 3 \text{ cm}$$

$$= 15 \text{ cm}^2$$

$$\text{Area of 280 tiles} = 280 \times 15 \text{ cm}^2 = 4200 \text{ cm}^2$$

Rate of polishing the tile = Rs. 0.5 per cm^2

Thus, Total cost of polishing the design = 4200×0.5

$$= \text{Rs. } 2100$$