

EXERCISE 20.1

A flooring tile has the shape of a parallelogram whose base is 24 cm and the corresponding height is 10 cm. How many such tiles are required to cover a floor of area 1080 m^2 ?

Solution:

Given that,

Base of parallelogram = 24cm

Height of parallelogram = 10cm

Area of floor = 1080 m^2

We know that,

Area of parallelogram = Base \times Height

Area of 1 tile = $24 \times 10 = 240 \text{ cm}^2$

We know that, $1 \text{ m} = 100 \text{ cm}$

So for $1080 \text{ m}^2 = 1080 \times 100 \times 100 \text{ cm}^2$

To calculate the Number of tiles required = Area of floor/Area of 1 tile

i.e., Number of tiles required = $(1080 \times 100 \times 100) / (24 \times 10) = 45000$

\therefore Number of tiles required = 45000

1. A plot is in the form of a rectangle ABCD having semi-circle on BC as shown in Fig. 20.23. If AB = 60 m and BC = 28 m, Find the area of the plot.

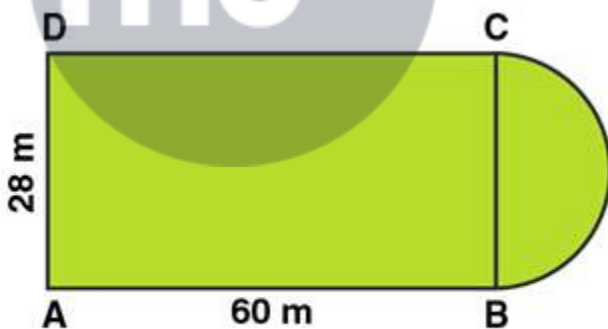


Fig. 20.23

Solution:

Area of the plot = Area of the rectangle + Area of semi-circle

Radius of semi-circle = $BC/2 = 28/2 = 14 \text{ m}$

Area of the Rectangular plot = Length \times Breadth = $60 \times 28 = 1680 \text{ m}^2$

Area of the Semi-circular portion = $\frac{\pi r^2}{2}$

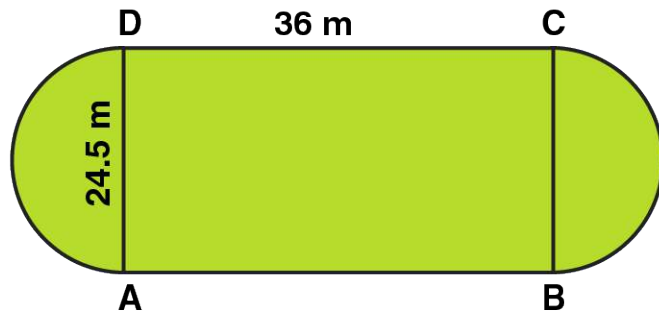
$$= \frac{1}{2} \times \frac{22}{7} \times 14 \times 14$$

$$= 308 \text{ m}^2$$

\therefore The total area of the plot = $1680 + 308 = 1988 \text{ m}^2$

2. A playground has the shape of a rectangle, with two semi-circles on its smaller sides as diameters, added to its outside. If the sides of the rectangle are 36 m and 24.5 m, find the area of the playground. (Take $\pi = 22/7$.)

Solution:



Area of the plot = Area of the Rectangle + 2 × area of one semi-circle

Radius of semi-circle = $BC/2 = 24.5/2 = 12.25\text{m}$

Area of the Rectangular plot = Length × Breadth = $36 \times 24.5 = 882\text{ m}^2$

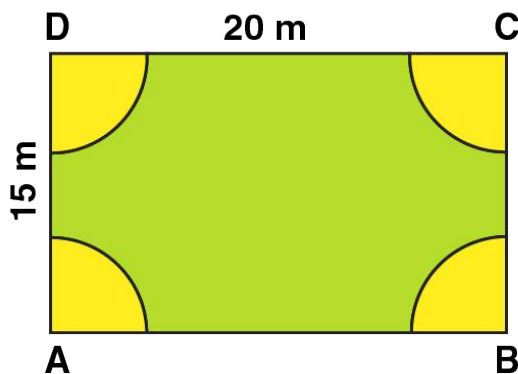
Area of the Semi-circular portions = $2 \times \pi r^2/2$

$= 2 \times 1/2 \times 22/7 \times 12.25 \times 12.25 = 471.625\text{ m}^2$

Area of the plot = $882 + 471.625 = 1353.625\text{ m}^2$

3. A rectangular piece is 20 m long and 15 m wide. From its four corners, quadrants of radii 3.5 m have been cut. Find the area of the remaining part.

Solution:



Area of the plot = Area of the rectangle - 4 × area of one quadrant

Radius of semi-circle = 3.5 m

Area of four quadrants = area of one circle

Area of the plot = Length × Breadth - πr^2

$$\text{Area of the plot} = 20 \times 15 - (22/7 \times 3.5 \times 3.5)$$

$$\text{Area of the plot} = 300 - 38.5 = 261.5 \text{ m}^2$$

4. The inside perimeter of a running track (shown in Fig. 20.24) is 400 m. The length of each of the straight portion is 90 m and the ends are semi-circles. If track is everywhere 14 m wide, find the area of the track. Also, find the length of the outer running track.

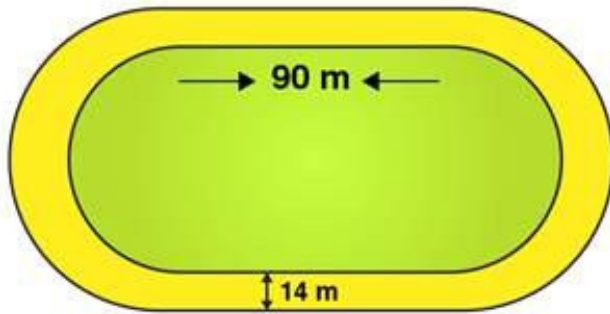


Fig. 20.24

Solution:

Perimeter of the inner track = $2 \times \text{Length of rectangle} + \text{perimeter of two semi-circular ends}$

Perimeter of the inner track = $\text{Length} + \text{Length} + 2\pi r$

$$400 = 90 + 90 + (2 \times 22/7 \times r)$$

$$(2 \times 22/7 \times r) = 400 - 180$$

$$(2 \times 22/7 \times r) = 220$$

$$44r = 220 \times 7$$

$$44r = 1540$$

$$r = 1540/44 = 35$$

$$r = 35\text{m}$$

So, the radius of inner circle = 35 m

Now, let's calculate the radius of outer track

Radius of outer track = Radius of inner track + width of the track

$$\text{Radius of outer track} = 35 + 14 = 49\text{m}$$

Length of outer track = $2 \times \text{Length of rectangle} + \text{perimeter of two outer semi-circular ends}$

$$\text{Length of outer track} = 2 \times 90 + 2\pi r$$

$$\text{Length of outer track} = 2 \times 90 + (2 \times 22/7 \times 49)$$

$$\text{Length of outer track} = 180 + 308 = 488$$

So, Length of outer track = 488m

Area of inner track = Area of inner rectangle + Area of two inner semi-circles

$$\text{Area of inner track} = \text{Length} \times \text{Breadth} + \pi r^2$$

$$\text{Area of inner track} = 90 \times 70 + (22/7 \times 35 \times 35)$$

$$\text{Area of inner track} = 6300 + 3850$$

$$\text{So, Area of inner track} = 10150 \text{ m}^2$$

$$\text{Area of outer track} = \text{Area of outer rectangle} + \text{Area of two outer semi-circles}$$

$$\text{Breadth of outer track} = 35 + 35 + 14 + 14 = 98 \text{ m}$$

$$\text{Area of outer track} = \text{length} \times \text{breadth} + \pi r^2$$

$$\text{Area of outer track} = 90 \times 98 + (22/7 \times 49 \times 49)$$

$$\text{Area of outer track} = 8820 + 7546$$

$$\text{So, Area of outer track} = 16366 \text{ m}^2$$

Now, let's calculate area of path

$$\text{Area of path} = \text{Area of outer track} - \text{Area of inner track}$$

$$\text{Area of path} = 16366 - 10150 = 6216$$

$$\text{So, Area of path} = 6216 \text{ m}^2$$

5. Find the area of Fig. 20.25, in square cm, correct to one place of decimal. (Take $\pi = 22/7$)

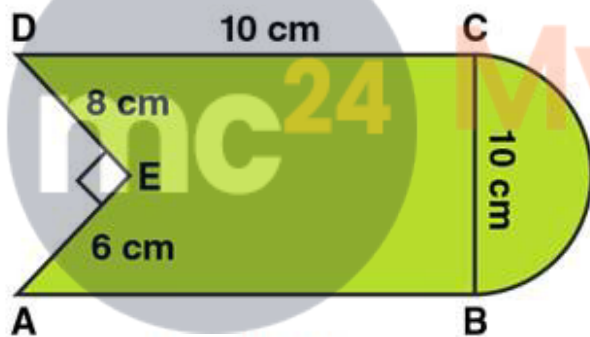


Fig. 20.25

Solution:

Area of the Figure = Area of square + Area of semi-circle – Area of right angled triangle

$$\text{Area of the Figure} = \text{side} \times \text{side} + \frac{\pi r^2}{2} - (1/2 \times \text{base} \times \text{height})$$

$$\text{Area of the Figure} = 10 \times 10 + (1/2 \times 22/7 \times 5 \times 5) - (1/2 \times 8 \times 6)$$

$$\text{Area of the Figure} = 100 + 39.28 - 24$$

$$\text{Area of the Figure} = 115.3$$

$$\text{So, Area of the Figure} = 115.3 \text{ cm}^2$$

6. The diameter of a wheel of a bus is 90 cm which makes 315 revolutions per minute. Determine its speed in kilometres per hour. (Take $\pi = 22/7$)

Solution:

Given that, Diameter of a wheel = 90 cm

We know that, Perimeter of wheel = πd

Perimeter of wheel = $22/7 \times 90 = 282.857$

So, Perimeter of a wheel = 282.857 cm

Distance covered in 315 revolutions = $282.857 \times 315 = 89099.955$ cm

One km = 100000 cm

Therefore, Distance covered = $89099.955/100000 = 0.89$ km

Speed in km per hour = $0.89 \times 60 = 53.4$ km per hour

7. The area of a rhombus is 240 cm^2 and one of the diagonal is 16 cm. Find another diagonal.

Solution:

Area of rhombus = $1/2 \times d_1 \times d_2$

$240 = 1/2 \times 16 \times d_2$

$240 = 8 \times d_2$

$d_2 = 240/8 = 30$

So, the other diagonal is 30 cm

8. The diagonals of a rhombus are 7.5 cm and 12 cm. Find its area.

Solution:

Area of rhombus = $1/2 \times d_1 \times d_2$

Area of rhombus = $1/2 \times 7.5 \times 12$

Area of rhombus = $6 \times 7.5 = 45$

So, Area of rhombus = 45 cm^2

9. The diagonal of a quadrilateral shaped field is 24 m and the perpendiculars dropped on it from the remaining opposite vertices are 8 m and 13 m. Find the area of the field.

Solution:

Area of quadrilateral = $1/2 \times d_1 \times (p_1 + p_2)$

Area of quadrilateral = $1/2 \times 24 \times (8 + 13)$

Area of quadrilateral = $12 \times 21 = 252$

So, Area of quadrilateral is 252 cm^2

10. Find the area of a rhombus whose side is 6 cm and whose altitude is 4 cm. If one of its diagonals is 8 cm long, find the length of the other diagonal.

Solution:

Given that,

Side of rhombus = 6 cm

Altitude of rhombus = 4 cm

Since rhombus is a parallelogram, therefore area of parallelogram = base \times altitude

i.e., Area of parallelogram = $6 \times 4 = 24 \text{ cm}^2$

Area of parallelogram = Area of rhombus

Area of rhombus = $\frac{1}{2} \times d_1 \times d_2$

$24 = \frac{1}{2} \times 8 \times d_2$

$24 = 4 \times d_2$

$d_2 = 24/4 = 6$

So, length of other diagonal of rhombus is 6 cm

11. The floor of a building consists of 3000 tiles which are rhombus shaped and each of its diagonals are 45 cm and 30 cm in length. Find the total cost of polishing the floor, if the cost per m^2 is Rs. 4.

Solution:

We know that,

Area of rhombus = $\frac{1}{2} \times d_1 \times d_2$

Area of rhombus = $\frac{1}{2} \times 45 \times 30$

Area of rhombus = $1350/2 = 675$

So, Area of rhombus = 675 cm^2

\therefore Area of one tile = 675 cm^2

Now, Area of 3000 tiles = $675 \times 3000 = 2025000 \text{ cm}^2$

Area of tiles in $\text{m}^2 = 2025000/10000 = 202.5 \text{ m}^2$

Total cost for polishing the floor = $202.5 \times 4 = \text{Rs } 810$

12. A rectangular grassy plot is 112 m long and 78 m broad. It has gravel path 2.5 m wide all around it on the side. Find the area of the path and the cost of constructing it at Rs. 4.50 per square metre.

Solution:

We know that,

Outer area of rectangle = length \times breadth

Outer area of rectangle = $112 \times 78 = 8736 \text{ m}^2$

Width of path = 2.5 m

Length of inner rectangle = $112 - (2.5 + 2.5) = 107 \text{ m}$

Breadth of inner rectangle = $78 - (2.5 + 2.5) = 73 \text{ m}$

And,

Inner area of rectangle = length \times breadth

Inner area of rectangle = $107 \times 73 = 7811 \text{ m}^2$

Now let's calculate Area of path,

Area of path = Outer area of rectangle – Inner area of rectangle

$$\text{Area of path} = 8736 - 7811 = 925 \text{ m}^2$$

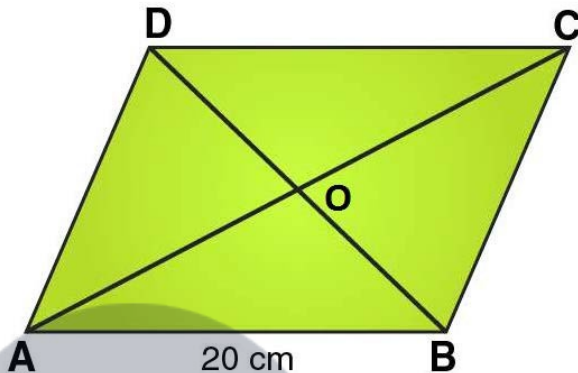
Also given that,

$$\text{Cost of construction for } 1 \text{ m}^2 = \text{Rs } 4.50$$

$$\therefore \text{Cost of construction for } 925 \text{ m}^2 = 925 \times 4.50 = \text{Rs } 4162.5$$

13. Find the area of a rhombus, each side of which measures 20 cm and one of whose diagonals is 24 cm.

Solution:



Given that,

Length of side of rhombus = 20 cm

Length of one diagonal = 24 cm

In $\triangle AOB$,

Using Pythagoras theorem:

$$AB^2 = OA^2 + OB^2$$

$$20^2 = 12^2 + OB^2$$

$$OB^2 = 20^2 - 12^2$$

$$OB^2 = 400 - 144$$

$$OB^2 = 256$$

$$OB = 16$$

So, length of the other diameter = $16 \times 2 = 32$ cm

$$\text{Area of rhombus} = \frac{1}{2} \times d_1 \times d_2$$

$$\text{Area of rhombus} = \frac{1}{2} \times 24 \times 32$$

$$\text{Area of rhombus} = 384 \text{ cm}^2$$

14. The length of a side of a square field is 4 m. What will be the altitude of the rhombus, if the area of the rhombus is equal to the square field and one of its diagonal is 2 m?

Solution:

Given that,

Length of a side of a square = 4 m

Area of square = side²

Area of square = $4 \times 4 = 16 \text{ m}^2$

We know that,

Area of square = Area of rhombus

So, Area of rhombus = 16 m^2

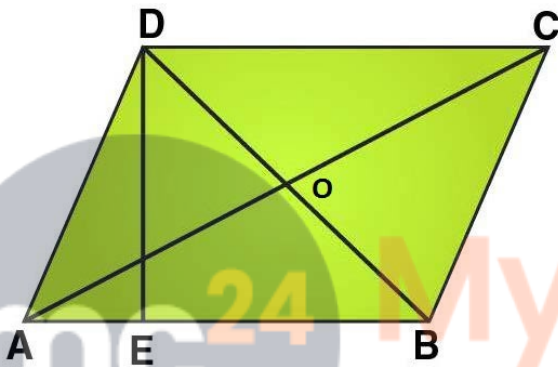
Area of rhombus = $\frac{1}{2} \times d_1 \times d_2$

$16 = \frac{1}{2} \times 2 \times d_2$

$16 = d_2$

\therefore the diagonal of rhombus = 16 m

In $\triangle AOB$,



Using Pythagoras theorem:

$$AB^2 = OA^2 + OB^2$$

$$AB^2 = 8^2 + 1^2$$

$$AB^2 = 65$$

$$AB = \sqrt{65}$$

Since rhombus is a parallelogram, therefore area of parallelogram = base \times altitude

Area of parallelogram = $AB \times DE$

$$16 = \sqrt{65} \times DE$$

$$DE = 16/\sqrt{65}$$

i.e., Altitude of Rhombus = $16/\sqrt{65} \text{ cm}$

15. Find the area of the field in the form of a rhombus, if the length of each side be 14 cm and the altitude be 16 cm.

Solution:

Given that,

Side of rhombus = 14 cm

Altitude of rhombus = 16 cm

Since rhombus is a parallelogram, therefore
Area of parallelogram = base \times altitude
Area of parallelogram = $14 \times 16 = 224 \text{ cm}^2$

16. The cost of fencing a square field at 60 paise per metre is Rs. 1200. Find the cost of reaping the field at the rate of 50 paise per 100 sq. metres.

Solution:

Perimeter of square field = Cost of fencing / rate of fencing

Perimeter of square field = $1200/0.6 = 2000$

So, Perimeter of square field = 2000 m

Perimeter of square = $4 \times \text{side}$

Side of square = Perimeter / 4 = $2000/4 = 500$

So, Side of square = 500 m

We know that, Area of square = side^2

Area of square = $500 \times 500 = 250000 \text{ m}^2$

Cost of reaping = $(250000 \times 0.5) / 100 = 1250$

\therefore Cost of reaping the field is Rs 1250

17. In exchange of a square plot one of whose sides is 84 m, a man wants to buy a rectangular plot 144 m long and of the same area as of the square plot. Find the width of the rectangular plot.

Solution:

Area of square = side^2

Area of square = $84 \times 84 = 7056$

Since, Area of square = Area of rectangle

$7056 = 144 \times \text{width}$

Width = $7056/144 = 49$

\therefore Width of rectangle = 49 m

18. The area of a rhombus is 84 m^2 . If its perimeter is 40 m, then find its altitude.

Solution:

Given that,

Area of rhombus = 84 m^2

Perimeter = 40 m

We know that,

Perimeter of rhombus = $4 \times \text{side}$

\therefore Side of rhombus = Perimeter / 4 = $40/4 = 10$

So, Side of rhombus = 10 m

Since rhombus is a parallelogram, therefore Area of parallelogram = base \times altitude

$$84 = 10 \times \text{altitude}$$

$$\text{Altitude} = 84/10 = 8.4$$

$$\text{So, Altitude of rhombus} = 8.4 \text{ m}$$

19. A garden is in the form of a rhombus whose side is 30 metres and the corresponding altitude is 16 m. Find the cost of levelling the garden at the rate of Rs. 2 per m^2 .

Solution:

Given that,

$$\text{Side of rhombus} = 30 \text{ m}$$

$$\text{Altitude of rhombus} = 16 \text{ m}$$

Since rhombus is a parallelogram, therefore Area of parallelogram = base \times altitude

$$\text{Area of parallelogram} = 30 \times 16 = 480 \text{ m}^2$$

$$\text{Cost of levelling the garden} = \text{area} \times \text{rate}$$

$$\text{Cost of levelling the garden} = 480 \times 2 = 960$$

So, Cost of levelling the garden is Rs 960

20. A field in the form of a rhombus has each side of length 64 m and altitude 16 m. What is the side of a square field which has the same area as that of a rhombus?

Solution:

Given that,

$$\text{Side of rhombus} = 64 \text{ m}$$

$$\text{Altitude of rhombus} = 16 \text{ m}$$

Since rhombus is a parallelogram, therefore Area of parallelogram = base \times altitude

$$\text{Area of parallelogram} = 64 \times 16 = 1024 \text{ m}^2$$

Since Area of rhombus = Area of square

$$\text{Therefore, Area of square} = \text{side}^2$$

$$\text{Or side}^2 = \text{Area of square}$$

$$\text{Side of a square} = \sqrt{\text{square}}$$

$$\text{Side of square} = \sqrt{1024} = 32$$

$$\therefore \text{Side of square} = 32 \text{ m}$$

21. The area of a rhombus is equal to the area of a triangle whose base and the corresponding altitude are 24.8 cm and 16.5 cm respectively. If one of the diagonals of the rhombus is 22 cm, find the length of the other diagonal.

Solution:

Given that,

$$\text{Length of base of triangle} = 24.8 \text{ cm}$$

$$\text{Length of altitude of triangle} = 16.5 \text{ cm}$$

∴ Area of triangle = $\frac{1}{2} \times \text{base} \times \text{altitude}$

$$\text{Area of triangle} = \frac{1}{2} \times 24.8 \times 16.5 = 204.6$$

So, Area of triangle = 204.6 cm

Since, Area of triangle = Area of rhombus

∴ Area of rhombus = $\frac{1}{2} \times d_1 \times d_2$

$$204.6 = \frac{1}{2} \times 22 \times d_2$$

$$204.6 = 11 \times d_2$$

$$d_2 = 204.6/11 = 18.6$$

∴ The length of other diagonal is 18.6 cm



Myclass24
Your Class. Your Pace.